


## English


### **Writing**

In English, we will be building on the skills learnt in Year 2 to create a detailed set of instructions. We will use the book 'How to wash a woolly mammoth' by Michelle Robinson to help us learn about the genre and then use this text as inspiration for our own imaginative instructions. Through this learning journey, we will be recapping the spelling, punctuation and grammar skills that the children will have focused on in Year 2. We will be looking at expanded noun phrases, different types of conjunctions (subordinating and co-ordinating) and sentence punctuation. We will also build in time to start to expose the children to Year 3 grammar objectives, for example the use of prepositions, time adverbials and imperative verbs.



### **Reading**

Within our reading sessions this half term, we will be looking at the text 'Stig of the Dump' by Clive King. We will be working on word reading and fluency as well as comprehension using 4 types of questioning; retrieval, interpret, choice and thinking. Within the classroom, we will also build in lots of opportunities to promote a love of books and reading. This might include time in the book corner to read independently, discussions around books and whole class story times. Also, please continue to read at home with your children as much as possible- it really does help to not only promote this love of reading but also develop both fluency and understanding.



### **Spelling**

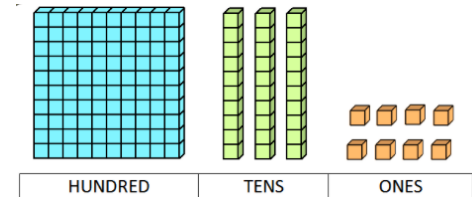
This half term we will look at consolidating the Year 2 spelling rules. Our daily spelling sessions will involve us continuing with the Read Write Inc scheme; please continue to use the red spelling logs to help your child re-visit our spelling focus each week. We would ask if you could ensure that your child's spelling log is in their book bag when they bring it into school on a Thursday as this is when we will update them with the current week's list of words for you to practise at home.

### Home Learning

You will receive a separate sheet of home learning ideas that could support the learning that we are doing in school. However, please only take these as inspiration and follow the children's interests if they have their own ideas. Please continue to read as much as possible at home and practice the words in the spelling log each week. We would also appreciate any times table practice you could do at home, either verbal, written or using Times Tables Rockstars.

## Maths


In Maths, we will start by looking at 2-digit and 3-digit place value. We will be using the terminology of hundreds, tens and ones to help describe the value of each digit in these numbers. We will start by using multiple concrete and pictorial representations to help identify, represent and estimate numbers (for example, dienes, place value counters, number lines, etc.) before moving onto problem solving contexts, such as comparing and ordering 3-digit numbers.



It is vital that children are secure in this area as this is fundamental when teaching more formal methods of addition and subtraction as well as other areas of maths.

### **Times Tables**

Every day, we will have a 15-minute times tables session, where the children will be taught and have time to practice times tables. Each child will work on one times table at a time and be given the opportunity to explore this in different ways. Times tables are vitally



important for progress in lots of areas of mathematics and this is why we are putting a large emphasis on them.

## Topic

Our topic learning will take us back to early, prehistoric Britain, during the Stone Age, Bronze Age and Iron Age.

### How did life in Early Britain evolve between the Stone Age, Bronze Age and Iron Age?

All of our learning will help us to answer our essential question and the key driving subjects for this topic are history and geography. The children will continue to build on their knowledge of chronology and understand where this period fits into the timeline of Britain. We will also unpick the changes that took place between the periods, suggesting reasons for these. We will discuss the different settlements of the time and look at local examples (for example, Badbury Rings, Maiden Castle, Stonehenge).

## **PE**


We will be starting this year with multi-skills and gymnastics. Warm clothing for outdoor PE is recommended when it starts to get colder. All PE will be taught by myself and Mr Guppy and we ask if the children can bring their PE kits into school on a Monday and we will send them home on a Friday.

The PE days for this half term are:

- Monday (PM): Multi-skills (outside)
- Wednesday (AM): Gymnastics (inside)

## **French**

As the children have now moved into Key Stage 2, we will begin to introduce French lessons into our curriculum. They will start by learning simple greetings and saying how we feel.



## **Samba**

We are extremely lucky this term to be working with the Dorset Music Service. They will be coming into school every Wednesday (starting on 22<sup>nd</sup> September) for 10 weeks teaching Samba. We hope to invite you in at the end of the programme to watch our final performance!

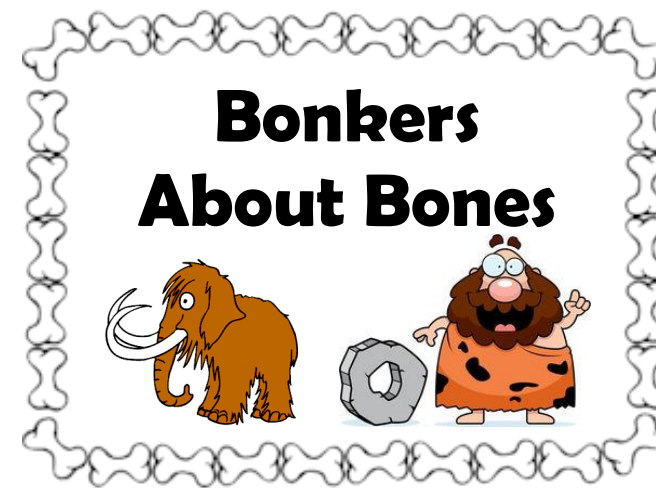
## **Snacks**

In Year 3, the children are no longer provided with a free piece of fruit at snack time. Please send your child to school with a snack if you wish to, and we ask if this could still be a healthy choice.

**MEET THE  
TEACHER** 

Please look out for an information PowerPoint in the next couple of weeks that will go through the new learning and routines for the year. If you have any questions, don't hesitate to and ask!

## Welcome to Year 3! Autumn 1 Curriculum Leaflet



Mr Saunders  
Mr Guppy Miss Richmond

Welcome to Year 3! We are all excited to be working with you and your children this year. We hope you find this information helpful and useful.

If you have any questions, or need to speak to us, please email either the school office or me directly at:

[d.saunders@henburyview.dorset.sch.uk](mailto:d.saunders@henburyview.dorset.sch.uk)