



English

Writing

In English, we will be building on the fictional skills learnt so far this year to create our own stories. We will use the 'Just so' stories written by Rudyard Kipling as inspiration for our own imaginative writing. These creative short stories explain how certain animals got certain features, for example 'How the Camel got its hump', 'How the Elephant got its trunk' and 'How the Leopard got its spots'. Through this learning journey, we will be exposing the children to Year 3 grammar objectives, for example the use of conjunctions, the use of pronouns, descriptive language techniques and the use of paragraphs. We will also build in time to look at some poetry, mainly looking at the poem 'If I ran the rainforest' by Dr Suess. The children will then learn a section off by heart, working on intonation, expression and tone, ready to perform as a class.

Spelling

This half term we will be continuing to look at Year 3 spelling rules. Our daily spelling sessions will involve us continuing with the Read Write Inc scheme; please continue to use the red spelling logs to help your child re-visit our spelling focus each week.



Reading



Within our reading sessions this half term, we will be looking at the work of Rudyard Kipling. We will read examples of his 'Just so' stories to give us inspiration for our writing as well as opportunities to discuss their features.

We will also look at extracts from other related texts, for example 'The Explorer' by Katherine Rundell. We will be focusing on the reading skills of inference, prediction and summarising when looking at these linked texts.

Home Learning

You will receive a separate sheet of home learning ideas that could support the learning that we are doing in school. However, please only take these as inspiration and follow the children's interests if they have their own ideas. Please continue to read as much as possible at home and practice the red words and the words in the spelling log each week. We would also appreciate any times table practice you could do at home, either verbal, written or using Times Tables Rockstars.



Maths

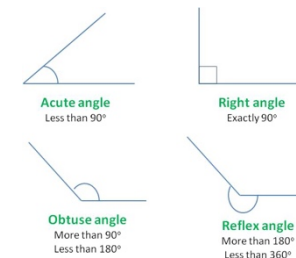
In Maths, we will be focusing on measurement, geometry of shape and statistics.

For our statistics learning, we will interpret and present data using bar charts, pictograms and tables. With pictograms, we will look at how scaled pictograms can vary depending on the key used. We will then solve one-step and two-step questions using information presented in these bar charts, pictograms and tables.

Within our geometry learning, we will firstly recap the names and properties of 2D and 3D shapes. It is important at this stage that the

children are confident in using the correct terminology of sides, corners, edges, vertices and faces. We will then move onto drawing 2D shapes accurately and creating 3D shapes using modelling materials. We will also discuss how to calculate perimeter, as well as introducing the concept of angles (acute, right and obtuse). We will finally look at types of lines; horizontal, vertical, parallel and perpendicular.

We will also begin our measurement learning this half term by looking at measuring, comparing, adding and subtracting lengths, mass and volume using different units of measure.



Wider Curriculum

This half term, our learning will be focused on Science and Art.

Science

Within Science, the children will be learning about plants. We will look at the functions of the different parts of flowering plants, explore the requirements for life and growth through conducting experiments and discover the life cycle of flowering plants. We will also investigate how water is transported within plants by conducting an experiment.



Art

In Art, we will be focusing on painting. We will be exploring how we can apply paint in different ways and how this impacts the texture of the painting. We will look at paint application techniques, such as combing and pressing, as well as more abstract techniques, such as dripping and pouring. We will also look at pointillism, using Seurat's painting 'La Seine a la Grande-Jatte' as inspiration and discuss how this paint application technique impacts the shapes created. We will use paint mixing to show form using tints and shades.



PE

We ask if the children can bring their PE kits into school on a Monday and we will send them home on a Friday.

The PE days for this half term are:

- Monday (PM): Athletics (outside)
- Friday (AM): Fitness (inside)

Summer Weather

Please could we ask that all school jumpers and cardigans are clearly named as the children are more likely to take their jumpers off if the weather continues to improve. Also, as the weather gets better, we would advise that the children bring hats to wear at playtimes.



Teams



Please look out on Microsoft Teams as we will be posting about what we have been up to in the classroom as well as putting on copies of letters and class information.

Dates for the Diary

Monday 2nd May: May Bank Holiday (school closed)

Tuesday 3rd May: Jubilee Day (school closed)


Thursday 12th May: Class Photos

Friday 27th May: Non-Uniform Day

w/b 30th May: Half Term

Monday 6th June: INSET Day (school closed to children)

Year 3 Summer 1 Curriculum Leaflet



Thank you so much for all of your support last term. The children have all settled back into school well after the Easter break and we look forward to our last term together in Year 3!

Mr Saunders Mrs Samways
Mr Guppy Mrs Abusah

If you have any questions, or need to speak to us, please email either the school office or me directly at:

d.saunders@henburyview.dorset.sch.uk
e.samways@henburyview.dorset.sch.uk